

ROBO® QUAKE

EARTHQUAKE MONITORING, ALARM AND PROTECTION SYSTEM

mageba

DATA MEASUREMENT & ANALYSIS REPORT

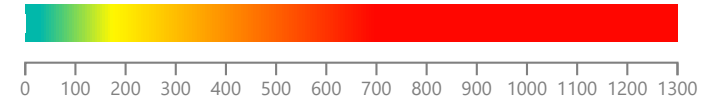
mageba Shanghai demo

from 7/24/2019 1:46:24 PM to 7/24/2019 1:47:00 PM



Hour: 13 Minute: 13 Second: 0.00

2019
Q3
Jul
W30
24

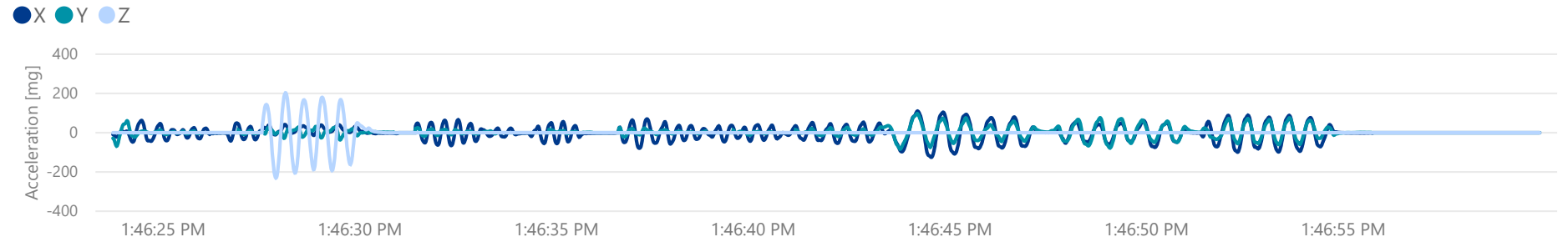


Location

Bottom Floor: Acceleration [mg]

AVERAGE:	Max.:	Min.:	SD σ :
-0.65	114.90	-130.70	51.40
AVERAGE:	Max.:	Min.:	SD σ :
3.29	105.90	-106.50	25.80
AVERAGE:	Max.:	Min.:	SD σ :
0.00	203.10	-230.90	42.40

Acceleration by time

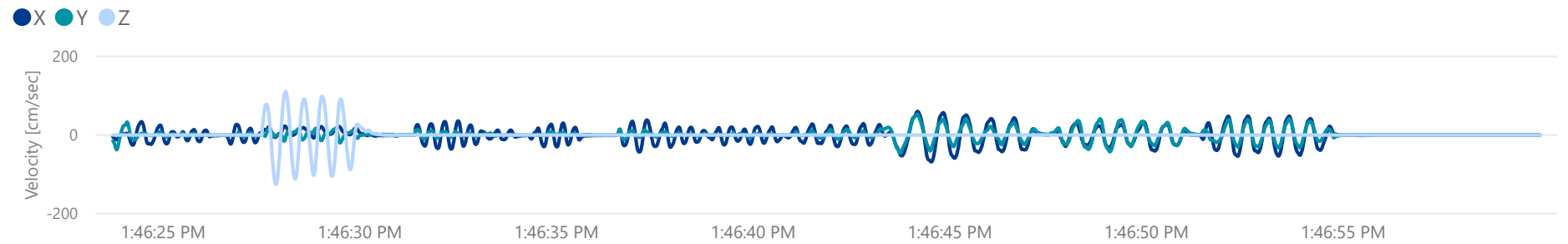


Location

Bottom Floor: Velocity [cm/sec]

AVERAGE:	Max.:	Min.:	SD σ :
-0.42	60.15	-68.21	20.06
AVERAGE:	Max.:	Min.:	SD σ :
1.36	53.20	-45.52	13.23
AVERAGE:	Max.:	Min.:	SD σ :
0.01	110.68	-125.80	18.59

Velocity by time

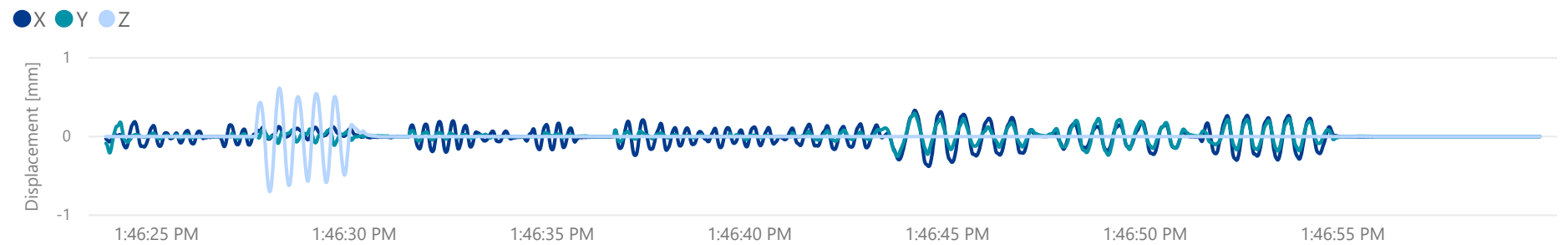


Location

Bottom Floor: Displacement [mm]

AVERAGE:	Max.:	Min.:	SD σ :
0.00	0.33	-0.38	0.11
AVERAGE:	Max.:	Min.:	SD σ :
0.01	0.30	-0.25	0.07
AVERAGE:	Max.:	Min.:	SD σ :
5.86E-5	0.62	0.62	0.10

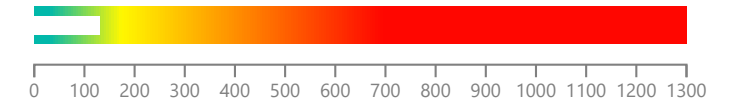
Displacement by time





Hour: 13 Minute: 13 Second: 0.00

2019
Q3
Jul
W30
24



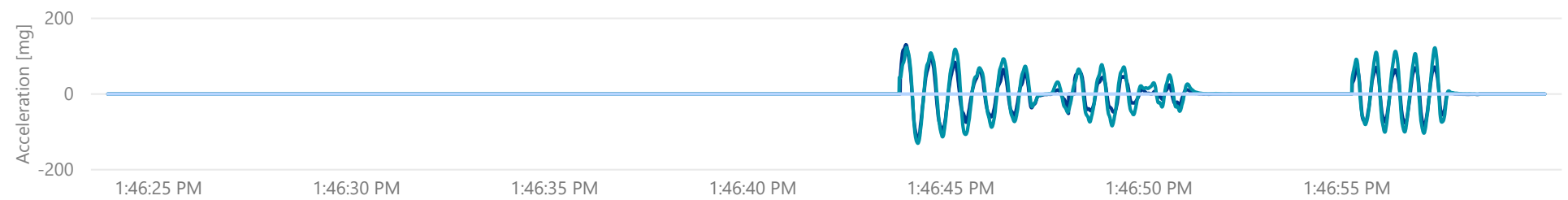
Location

Middle Floor: Acceleration [mg]

AVERAGE:	Max.:	Min.:	SD σ :
0.13	130.50	-124.20	20.40
0.23	123.20	-130.40	26.30
0.00	0.00	0.00	0.00

Acceleration by time

● X ● Y ● Z



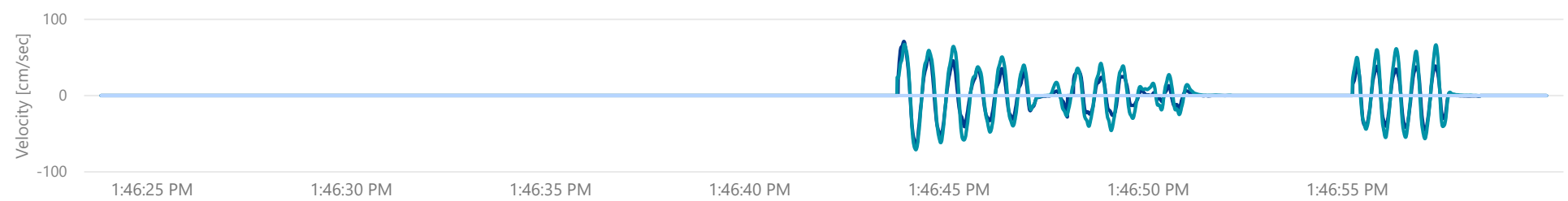
Location

Middle Floor: Velocity [cm/sec]

AVERAGE:	Max.:	Min.:	SD σ :
0.13	71.08	-67.66	13.17
0.47	67.09	-71.06	16.95
0.00	0.00	0.00	0.00

Velocity by time

● X ● Y ● Z



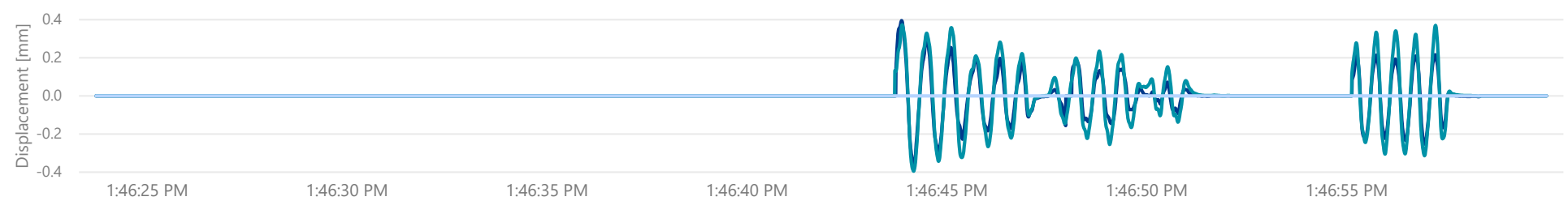
Location

Middle Floor: Displacement [mm]

AVERAGE:	Max.:	Min.:	SD σ :
0.00	0.40	-0.38	0.07
0.00	0.37	-0.40	0.09
0.00	0.00	0.00	0.00

Displacement by time

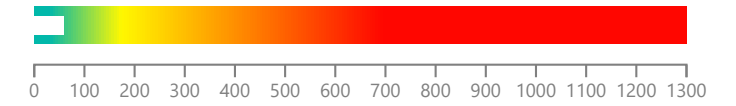
● X ● Y ● Z





Hour: 13 Minute: 46 Second: 0.00

2019
Q3
Jul
W30
24



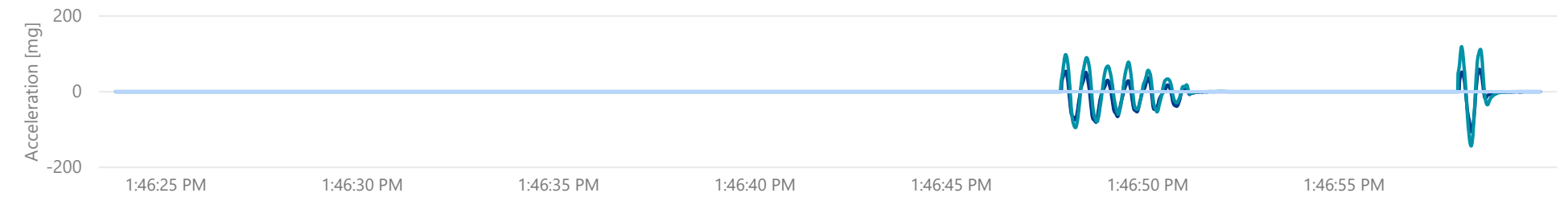
Location

Top Floor: Acceleration [mg]

AVERAGE:	Max.:	Min.:	SD σ :
-1.26	59.19	-105.70	11.00
0.10	119.20	-143.70	15.80
0.00	0.00	0.00	0.00

Acceleration by time

● X ● Y ● Z



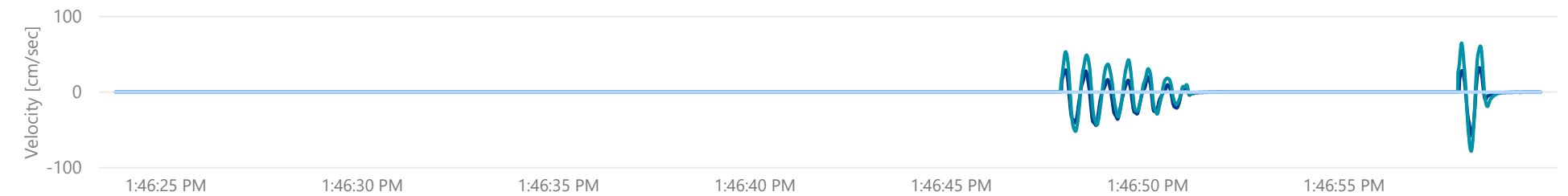
Location

Top Floor: Velocity [cm/sec]

AVERAGE:	Max.:	Min.:	SD σ :
-0.69	32.25	-57.59	7.18
0.27	64.94	-78.28	10.32
0.00	0.00	0.00	0.00

Velocity by time

● X ● Y ● Z



Location

Top Floor: Displacement [mm]

AVERAGE:	Max.:	Min.:	SD σ :
0.00	0.18	-0.32	0.04
0.00	0.36	-0.44	0.06
0.00	0.00	0.00	0.00

Displacement by time

● X ● Y ● Z

